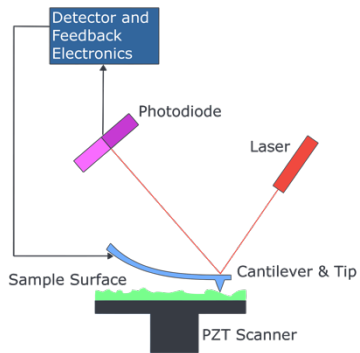


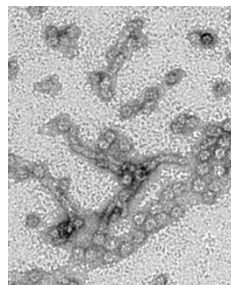
A vibrant, multi-colored fluorescence microscopy image of neurons. The image shows a dense network of branching processes in various colors including red, green, blue, yellow, and magenta against a dark background. The neurons are interconnected, forming a complex web of fibers and cell bodies.

FROM THE BENCH TO THE PUBLIC

Muriel Arimon

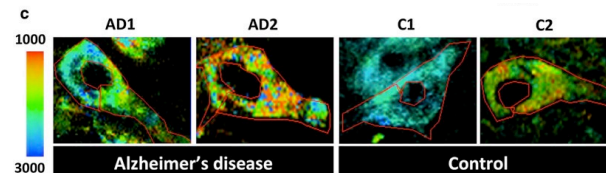


chaperone
Hsp104




**ALZHEIMER'S
DISEASE**


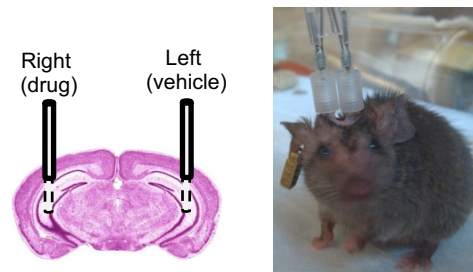
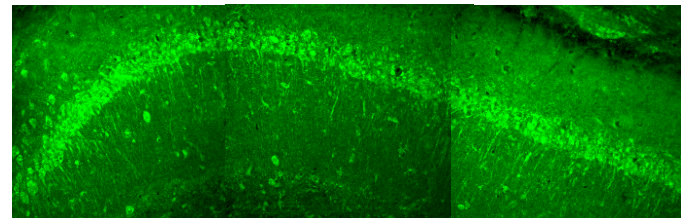

Fluorescence Lifetime Image Microscopy



Atomic Force Microscopy



*"Understanding A β
peptide aggregation"*



2002 2003

Biotechnology
UAB
Universitat Autònoma
de Barcelona

IBEC
Institute for Bioengineering of Catalonia

Parc Científic de Barcelona
UNIVERSITAT DE BARCELONA

IRB
BARCELONA
INSTITUT
DE RECERCA
BIOMÈDICA

2009
PhD
defense

2010
Postdoc

2014

MGH 1811
MASSACHUSETTS
GENERAL HOSPITAL



HARVARD
MEDICAL SCHOOL



Short stay at:



ÉCOLE POLYTECHNIQUE
FÉDÉRALE DE LAUSANNE

(Switzerland)



2002 2003

Biotechnology

UAB

Universitat Autònoma de Barcelona



Short stay at:



ÉCOLE POLYTECHNIQUE FÉDÉRALE DE LAUSANNE

(Switzerland)



2009
PhD
defense

2010
Postdoc

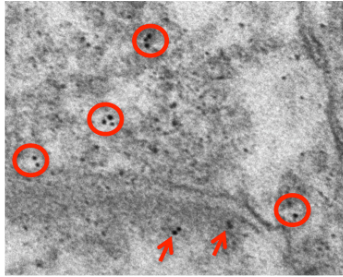


MASSACHUSETTS
GENERAL HOSPITAL



HARVARD
MEDICAL SCHOOL





INSTITUT DE RECERCA BIOMÈDICA



UAB

Public Engagement and Science Communication
2016



2014
Postdoc

2015
Master in Science Communication



Purpose



IRB
BARCELONA

INSTITUT
DE RECERCA
BIOMÈDICA



We address fundamental biological questions to provide groundbreaking solutions to unmet medical needs.

The medicine of the future starts here.



INSTITUT
DE RECERCA
BIOMÈDICA

Public Engagement and Science Education programmes at IRB Barcelona

PRIMARY SCHOOL

A photograph showing a female teacher in a white lab coat pointing at a whiteboard in a classroom. A young student in a striped shirt is looking at the board. Other students and a teacher are visible in the background.

HIGH-SCHOOL students

A photograph of four high-school students in white lab coats and safety glasses. One student is holding a small orange container, and they appear to be engaged in a laboratory activity.

TEACHERS

A photograph of several teachers gathered around a table, engaged in a discussion or activity. They are looking at something on the table, and one person is holding a green container.

GENERAL PUBLIC

A photograph of a large, diverse group of people, including children and adults, seated in a hall or auditorium, listening to a presentation or lecture.



Public Engagement and Science Education programmes at IRB Barcelona

INSTITUT DE RECERCA BIOMÈDICA

Tàndem Project (2015-2018)

Fundació Catalunya La Pedrera

Visits at PCB

Parc Científic de Barcelona UNIVERSITAT DE BARCELONA

YoMo

STEAM conference (CosmoCaixa)

C* Trainings in collaboration with CESIRE

PRIMARY SCHOOL

TEACHERS

Fundació Catalunya La Pedrera

Crazy About Biomedicine

HIGH-SCHOOL students

GENERAL PUBLIC

Summer research projects

BIYSC Fundació Catalunya La Pedrera

Open Day

Ciutadella Science Festival

Ajuntament de Barcelona

Artist in Residence



IRB
BARCELONA

INSTITUTE
FOR RESEARCH
IN BIOMEDICINE



Thank you!

Contact:

muriel.arimon@irbbarcelona.org



@soclamu



Muriel Arimon

